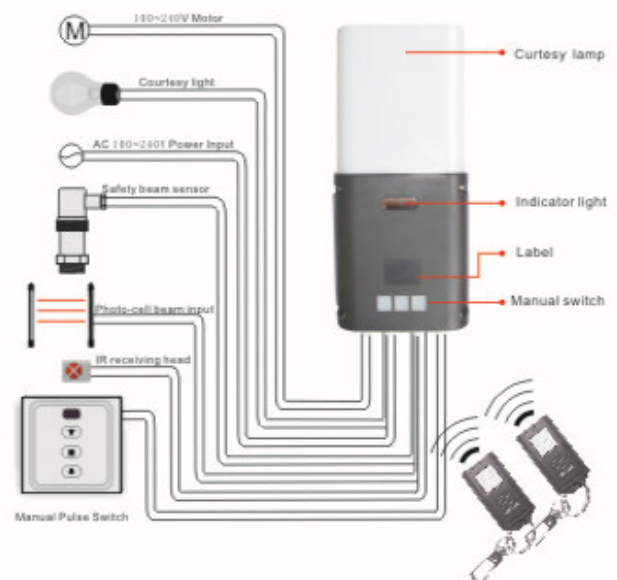


NT1103

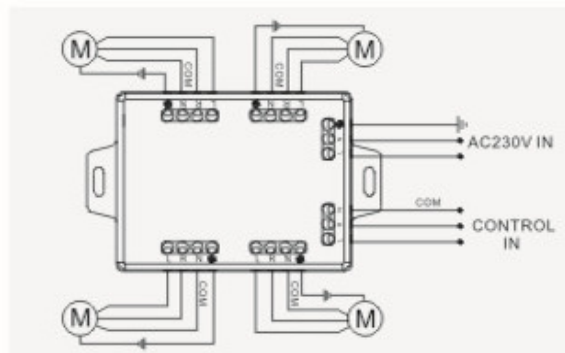
Intelligent Garage Door Controller with Integral low energy light.

- ^ Radio controlled 868Mhz
- ^ Key Fob compatible.
- ^ Safety Edge function, with self checking analysis.
- ^ Photocell / Light Curtain function.
- ^ Deadman / Impulse mode setting.
- ^ Adjustable auto time return function.
- ^ Adjustable auto run time function.
- ^ 3 minute integral courtesy light function (Repeats from transmitter)
- ^ External Key-switch function.
- ^ Integral Up/Down/Stop buttons.
- ^ Rebound on timed return or stop on block function.
- ^ IP65 rated waterproof and ABS UV-resistant housing.



Parameter

Model No.	Rated Voltage	Working Temp	Frequency	Loading Power	Transmitter Power	Sensitivity	Operation
NT1103	230VAC 50Hz (Optional) 120VAC 60Hz	0℃~+70℃	433.92MHz	Motor ≤ 500W Lamp ≤ 100W	≤ 10mW	-110dBm	Remote/Manual



NT1109 4 Way Group Controller

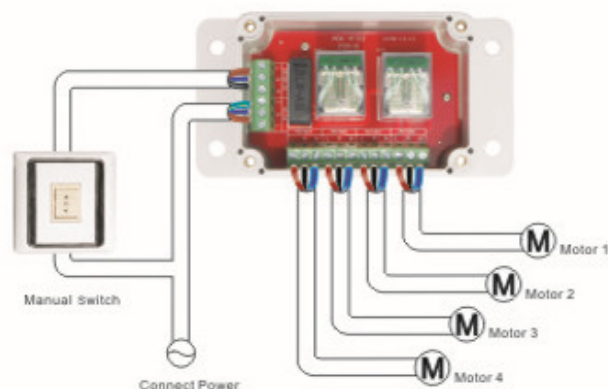
Compatible with all NVM Receivers.

Manual Key-switch Function.

Operation of 4 motors in group when connected to a Radio Receiver.

V1 Fire rated Housing

NT1110 4 Way Group Controller



Compatible with all NVM Receivers;

Manual Key-switch Function;

Operation of 4 motors in group when connected to a Radio Receiver;

In-door use only.


Parameter

Model No.	Rated Voltage	Working Temp	Loading Power	Operation
NT1109	230VAC 50Hz	-40℃~+85℃	≤ 300W	Remote/Manual
NT1110	(Optional) 120VAC 60Hz			

NT1005

4 Way Group Controller / Receiver

- > 4 Way Group command for either individual or group control.
- > Key Fob compatible.
- > External Key-switch master control.
- > Key-switch function.
- > Radio Control range 80m
- > IP65 rated Waterproof and ABS UV-resistant housing suitable for outdoor mounting.
- > Compatible with Multi-channel Keyfob or Wall mounted Handset



Parameter

Model No.	Rated Voltage	Working Temp	Frequency	Loading Power	Manual control distance	Sensitivity	Operation
NT1005	230VAC 50Hz (Optional) 120VAC 60Hz	-40℃~+85℃	433.92MHz	≤ 300W	≤ 1000m	-110dBm	Remote/Manual

NT1107

Intelligent Garage Door Controller.

- > Radio controlled 868Mhz or 433.92Mhz activation option.
- > Key Fob compatible.
- > Infrared Control activation option.
- > Safety Edge function, with self checking analysis.
- > Photocell or Light Curtain function.
- > Deadman / Impulse mode setting.
- > Adjustable auto time return function.
- > Adjustable auto run time function.
- > 3 minute courtesy light function for external light.
(Repeats from transmitter)
- > IP65 rated waterproof and ABS UV-resistant housing.



NT1114


Wall fitted radio receiver with multiple timer function that allows timed controlled Open, close operation with daily / weekly settings.

- > For indoor use only.
- > 86mm x 86mm.
- > LCD display for time, day, date and year.
- > 9 stage multiple time settings.
- > Compatible with all NVM Controllers.
- > Complies with electrical fire-protection ratings.



Parameter

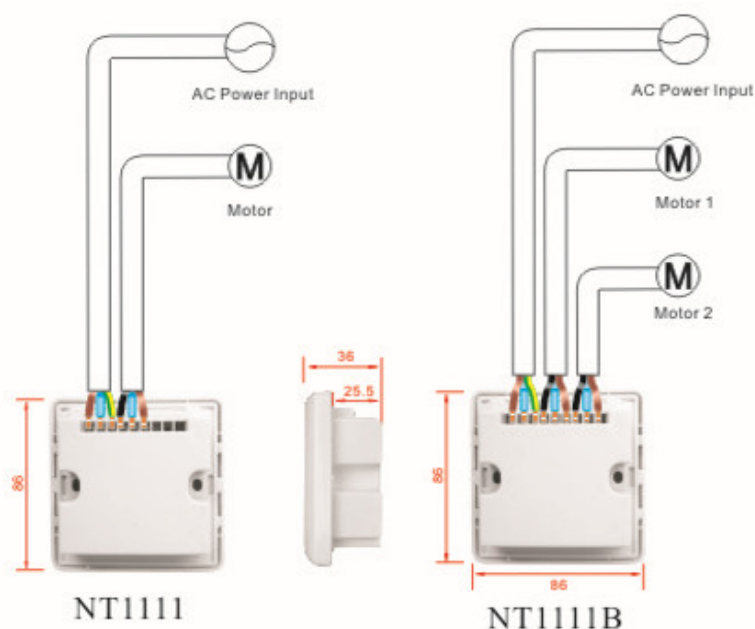
Model No.	Rated Voltage	Working Temp	Frequency	Loading Power	Working Current	Sensitivity	Operation
NT1107	230VAC 50Hz (Optional) 120VAC 60Hz	-40°C~+85°C	433.92MHz	≤ 300W	1.3A Optional 2.5A	-110dBm	Remote/Manual
NT1114	230VAC 50Hz (Optional) 120VAC 60Hz	-40°C~+85°C	433.92MHz	≤ 300W	1.3A Optional 2.5A	-110dBm	Remote/Manual



NT1111/NT1111B

Receiver Switch with LCD Touch control, available as either single switch or double switch.

- > For indoor use only.
- > 86mm x 86mm.
- > Supplied complete with mounting box.
- > Compatible with all NVM Controllers.
- > Up/Down/Stop function.
- > Dual Switch will function as individual motors or as a group.
- > Shock proof replays ideal to operate with Tubular Motors.
- > Touch Screen Buttons



Parameters

Model No.	Voltage	Temperature	Loading Power	Frequency	Sensitivity	Operation
NT1111 NT1111B	230VAC 50Hz (Optional) 120VAC 60Hz	-40°C~+85°C	≤ 300W	433.92MHz	-110dBm	Remote/Manual



NT1112/NT1112B

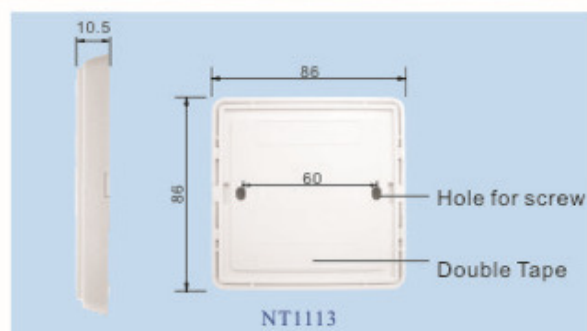
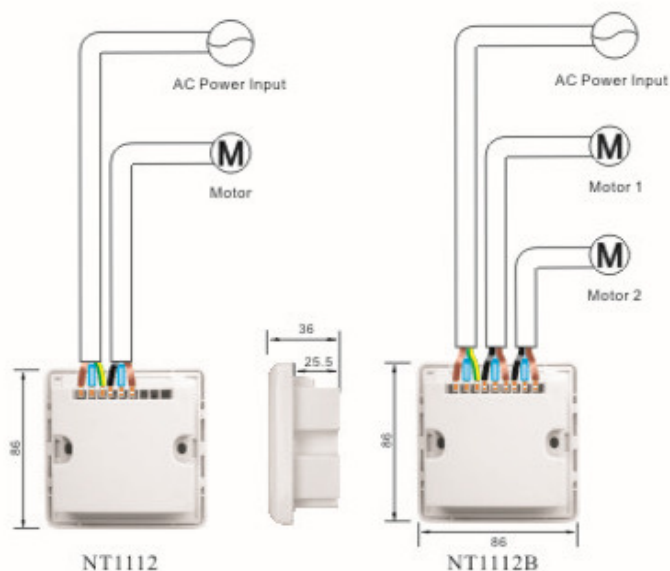
Wall mounted Switch, available as either single switch or double switch.

- > For indoor use only.
- > 86mm x 86mm.
- > Supplied complete with mounting box.
- > Compatible with all NVM Controllers.
- > Shock proof replays ideal to operate with Tubular Motors.

NT1113


Wall mounted Switch with Wireless function available as either single switch or double switch.

- > For indoor use only.
- > 86mm x 86mm.
- > Supplied complete with mounting box.
- > Compatible with all NVM Controllers.
- > Shock proof replays ideal to operate with Tubular Motors.
- > Wireless connectivity.



Parameters

Model No.	Voltage	Temperature	Loading Power	Frequency	Sensitivity	Operation
NT1112 NT1112B	230VAC 50Hz (Optional) 120VAC 60Hz	-40℃~+85℃	≤ 300W	433.92MHz	-110dBm	Remote/Manual
Model No.	Battery type	Temperature	Transmit Power	Frequency	Working Current	Operation
NT1113	23A(12V)	0℃~+70℃	≤ 10mW	433.92MHz	10mA	Remote



NT1115

Wall Mounted 16 Channel Wireless Switch.

- > 16 Channel Wireless control;
- > Up/down/Stop function with LED channel display;
- > To operate motors up to 300w;
- > Clamp style Terminals for ease of wiring;
- > Shock-proof relays ideal for Tubular Motor operation;
- > Industry standard CPU.



NT1018

Wall mounted Remote Control (available as either single channel or 6 channel functions.)

- ❖ All-in-one button for ease of operation.
- ❖ Easy Up/Down/Stop and Channel switching.
- ❖ Wall fitted holder.
- ❖ Uses 2 AAA batteries.
- ❖ Power saving function, giving batteries a 3-5 year life.



NT1016 Key Fob

- > Compatible with all NVM Controllers NT1004/5/6/8

NT1103A Key Fob

- > Compatible with NT1103 Garage Door Controller;
- > Can operate 3 doors as individual or as Group.



NT1017 Multi-channel Key Fob

- > Compatible with all NVM Controllers NT1004/5/6/8

NT1103B Multi-Channel Key Fob

- > Compatible with NT1103 Garage Door Controller;
- > Can operate 3 doors as individual or as Group.

NT1010

Single Channel Handset

- > Wall Mounted

NT1011

2 Channel Handset

- > Dual Channel or Group Control

NT1012

4 Channel Handset

- > 4 Channel Control or Group control Functions
- > Wall Mounted

Other products in the NVM range:

Motors

Including Tube Motors from 30nm to 330nm in manual over-ride or non-manual over-ride options to suit 60mm, 70mm octagonal Tube, 65mm, 89mm Du Prat Tube, 94mm, 97mm, 120mm round tube.

Flange Mounted / fire Shutter operators, to suit 4", 5" and 5½ "tube from 200nm to 1300nm in either single or 3phase.

Direct Drive motors and Sectional Door motors, in single or 3 phase, from 25.4mm to 40mm shaft sizes and from 60nm to 400nm rating.

All accompanied by a full range of Inertia Safety Brakes, Dummy Ends and Idlers or shafts and discs. Crank Handles, Rockers and Key-switches.

Shutter Components

Including a full range of stocked or bespoke Gears, Castings, Endlocks, Wind-end Locks, Chain & Chain-wheels, Anchors, Springs, Bearing Blocks, Spring Blocks, Endplates, Shutter locks, Isolators and Pin locks.

Wicket Gates

Standard or Euro sizes with Night Latch, Fire Exit, Double Cam and Insulated Lath options. Interlock Safety Devices, Extended and Heavy duty hinge sets.

Sectional Door Components

Including Chain-hoists, Hinges, Track, Rollers, Shoot-bolts and many other parts

Sliding / Folding Door Components

Including Hangers, Rollers, Bottom / Top Blocks, Lattice Pins, T-Bolts Handles and Vision Panels.

Automatic Sliding Door & Swing Door Operators

Double and single door Kits up to 6.3mtr, Revolving Door and Hermetic Doors, Battery Back Up devices, Access Devices including Keypad Entry, Fingerprint Readers, Push Button Entry, Class Clamps, Door Guides and Sensors.

Steel Doorsets

Including Fire Exit, 12 point locking Personnel Doors and Double Doorsets from stock or bespoke doors to suit any size, and hardware specification including Fire Rated doors up to 4 hours and LPC rated doors up to Level 3.




North Valley Metal


Brook Street Netson Lancashire BB9 9PU

Tel: 01282 615239 Fax: 01282 698509

E: sales@doorequipment.co.uk

W: www.doorequipment.co.uk





ELECTRICAL MOTORS

Electrical Motors have become the primary means of shutter door operation in the UK, and NVM offer a comprehensive range of motors, controllers, safety brakes, UPS' and ancillary products.

Stocks & Deliveries

We understand how important it is to our customers, that they can get what they want, when they want it, so our range is available from stock and we can deliver next day. There are no minimum order quantities or minimum order values because we recognise that our customers need what they need and not what we want them to have.

Service

NVM has been supporting industrial door companies for more than 40 years. We understand their needs and we understand that customer support is fundamental to a successful partnership. We work hard to ensure that our customers have confidence in our ability to provide that support, when they need it.

Quality

Is a key issue for our customers, and we understand the implications to our customers of poor quality. After more than 40 years of supplying the industrial door market, the NVM name is synonymous with quality. We guarantee it.



Established in 1966, North Valley Metal is one of the country's leading suppliers of components, motors and electrical controls for the industrial, garage door and shutter door market, with a reputation that is built on quality, reliability and service to our customers.

Our range of control systems include electronic receivers, group controllers, garage door controllers, transmitters and switches, all available from stock and can usually be delivered the next day.

For emergencies and breakdowns, we can offer a timed delivery service either a.m., before 10:00am or before 9:00am at a competitive rate.

Compatibility of our product range was paramount in its design and our Group Controllers, Key-Fobs, Handsets, and Switches are all compatible with NVM Receivers, and operate on 433.92MHz. Key-Fobs function using rolling code technology, ensuring maximum security.

All Waterproof Controllers conform to IP 65 rating whilst Fire Operators are manufactured to V1 fire rating. Housings are manufactured using UV resistant ABS material.

Controllers are manufactured on an SMT automatic assembly line using only quality components including shock proof relays designed specifically for use with Tubular Motors, Industry standard CPU's and Super heterodyne chip sets for added reliability.

All controllers are supplied with a detailed installation instruction manual and our Technical Support Team is on hand to offer advice and assistance whenever necessary.

NVM can supply OEM controllers in customer own brand, including packaging and Instruction manuals.

For further details, please contact North Valley Metal on 01282 615239 or email sales@nvmgroup.co.uk

Alternatively visit our website at www.nvmgroup.co.uk



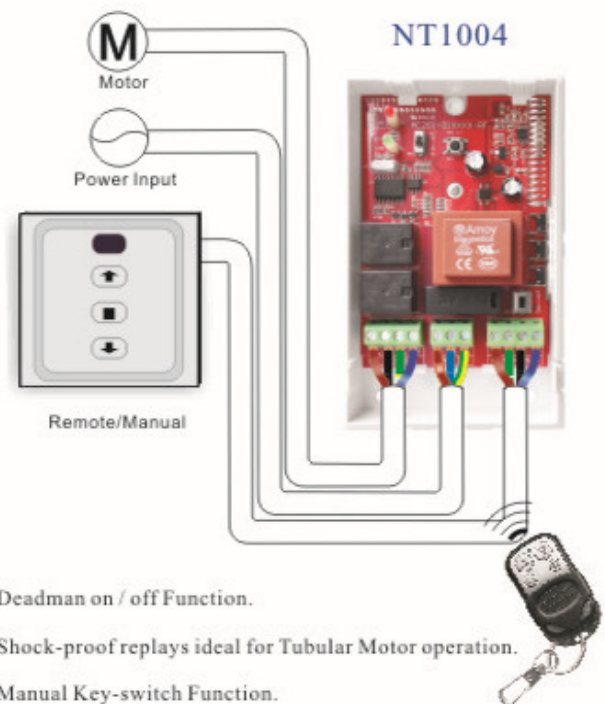
NT1006
Controller / Receiver with Photocell Function

- § Photocell Function for either Stop or Stop & Return;
- § Accepts up to 20 Fob Handsets;
- § Suitable for Motors with loading up to 300w ;
- § Key Fob compatible;
- § Deadman on / off Function;
- § Intelligent Reverse Function;
- § Shock-proof replays ideal for Tubular Motor operation;
- § Manual Key-switch Function;
- § Industry standard CPU;
- § ABS ultraviolet-resisiting plastic housing.



NT1004 Controller / Receiver

- § Plug In Terminals
- § Accepts up to 20 Fob Handsets.
- § Suitable for Motors with loading up to 300w
- § Key Fob compatible.



- § Deadman on / off Function.
- § Shock-proof replays ideal for Tubular Motor operation.
- § Manual Key-switch Function.
- § Industry standard CPU
- § ABS ultraviolet-resisiting plastic housing.

Parameter

Model No.	Rated Voltage	Working Temp	Frequency	Loading Power	Working Current	Sensitivity	Operation
NT1006	230VAC 50Hz (Optional) 120VAC 60Hz	-40°C~+85°C	433.92MHz	≤ 300W	1.3A (Optional) 2.5A	-110dBm	Remote/Manual
NT1004	230VAC 50Hz (Optional) 120VAC 60Hz	-40°C~+85°C	433.92MHz	≤ 300W	1.3A (Optional) 2.5A	-110dBm	Remote



NT1008 Controller / Receiver for Outdoor Use

- > Accepts up to 20 Fob Handsets.
- > Suitable for Motors with loading up to 300w
- > Key Fob compatible.
- > Deadman on / off Function.
- > Intelligent Reverse Function
- > Shock-proof replays ideal for Tubular Motor operation.
- > Manual Key-switch Function.
- > IP 65 Rated Waterproof Box.
- > No Function Buttons on the controller for added security.
- > Industry standard CPU
- > ABS ultraviolet-resisting plastic housing.



NT1009 Controller / Receiver for Fire Shutter Control

- > External Manual Switch overrides the Control Unit for Emergency Escape.
- > Intelligent Shutter control reverts to close when Manual Switch released.
- > Suitable for Motors with loading up to 300w
- > Low Voltage from Fire alarm / smoke alarm
- > Will close / open door on receipt of signal
- > Deadman on / off Function.
- > Intelligent Reverse Function
- > Shock-proof replays ideal for Tubular Motor operation.
- > Manual Key-switch Function.
- > IP 65 Rated Waterproof Box.
- > Industry standard CPU
- > ABS ultraviolet-resisting plastic housing.

Parameter

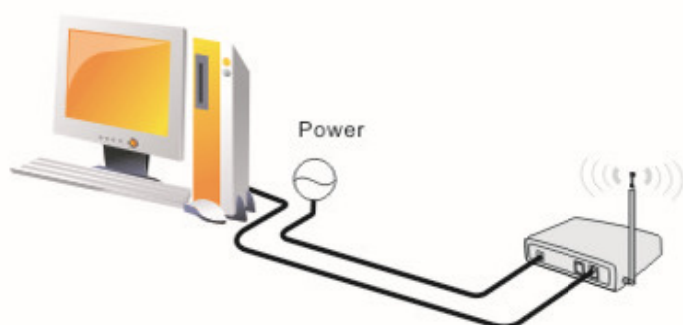
Model No.	Rated Voltage	Working Temp	Frequency	Loading Power	Working Current	Sensitivity	Operation
NT1008	230VAC 50Hz (Optional) 120VAC 60Hz	-40°C~+85°C	433.92MHz	≤ 300W	1.3A (Optional) 2.5A	-110dBm	Remote/Manual
NT1009	230VAC 50Hz (Optional) 120VAC 60Hz	-40°C~+85°C	433.92MHz	≤ 300W	1.3A (Optional) 2.5A	-110dBm	Remote



NT1104

Computer controlled Radio Transmitter with RS232 connectivity for shutters, garage doors, blinds and awnings.


- > Compatible with all NVM Tubular Motors and controllers.
- > Adjustable antenna to maintain a stronger signal.
- > Sub-group control via parallel RJ11 Port connection.
- > Operated via software from a PC.
- > Up/Down/Stop switches.



NT1105

Radio Receiver with external Light and Key-switch functions.

- > Suitable for Motors with loading up to 300w and external light fittings up to 200w.
- > Key Fob compatible.
- > Control range up to 200m
- > Shock-proof replays ideal for Tubular Motor operation.
- > Manual Key-switch Function.
- > Industry standard CPU



Parameter

Model No.	Rated Voltage	Working Temp	Frequency	Loading Power	Working Current	Sensitivity	Operation
NT1104	230VAC 50Hz (Optional) 120VAC 60Hz	-40°C~+85°C	433.92MHz	≤ 300W	1.3A (Optional) 2.5A	-110dBm	Remote/Manual
NT1105	230VAC 50Hz (Optional) 120VAC 60Hz	-40°C~+85°C	433.92MHz	≤ 300W	1.3A (Optional) 2.5A	-110dBm	Remote


NT1106

Radio Receiver with 2 Way Group Control and Key-switch functions

- > Suitable for Motors with loading up to 300w
- > Key Fob compatible.
- > Intelligent direction reverse.
- > Control range up to 200m
- > Individual or group command function.
- > Shock-proof replays ideal for Tubular Motor operation.
- > Manual Key-switch Function.
- > Industry standard CPU
- > ABS ultraviolet-resisiting plastic housing.



NT1106



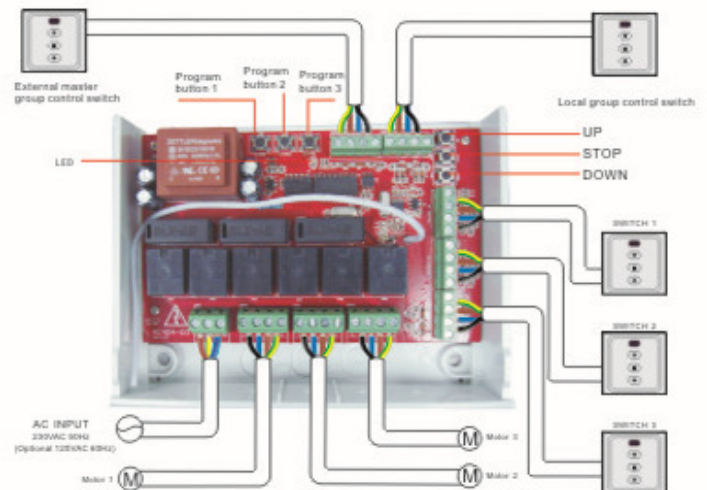
Parameter

Model No.	Rated Voltage	Working Temp	Frequency	Loading Power	Manual control distance	Sensitivity	Operation
NT1106	230VAC 50Hz (Optional) 120VAC 60Hz	-40°C~+85°C	433.92MHz	≤ 300W		-110dBm	Remote/Manual

NT1109

3 Way Group Controller / Radio Receiver

- ^ 3 Way Group command for either individual or group control.
- ^ Key Fob compatible.
- ^ External Key-switch function for each motor.
- ^ Local Group control Key-switch function.
- ^ Master group control Key-switch function.
- ^ Radio Control range 80m
- ^ IP65 rated Waterproof and ABS UV-resistant housing suitable for outdoor mounting.



Parameter

Model No.	Rated Voltage	Working Temp	Frequency	Loading Power	Manual control distance	Sensitivity	Operation
NT1109	230VAC 50Hz (Optional) 120VAC 60Hz	-40℃~+85℃	433.92MHz	≤ 300W	≤ 1000m	-110dBm	Remote/Manual